



SALC Coleford Community Plan 2022-23

Table of contents

Executive Summary (available as a separate document)

Report

• Introduction	Page 2
• Demographics	Page 3
• Young People and Children	Page 4
• Community Facilities and Services	Page 6
• Traffic, Travel and Transport	Page 15
• Community Safety	Page 20
• Health and Wellbeing	Page 22
• Climate Emergency and Climate Emergency	Page 25
• Cost of Living Crisis	Page 31

Appendix 1: Action plan (available as a separate document with funding plan)

Appendix 2: Comments (available as a separate document)

Community **Review**

Your future plan

Delivered by



smart
communities
part of the CCS group

On behalf of



Funded by



Somerset
Council

Introduction

The Parish of Coleford is a rural community set in the east Mendip hills. It is believed that the name Coleford originates from the word *Colford*, meaning a ford over which charcoal was carried, appropriate given the area's coal mining history.

Coleford is a community of a steady population of 2369 people (2021 Census), with 1200 female and 1169 male – the population is predominantly white (98.5%), UK born (95.5%) with 47.8% identifying as Christian. However, at least four other religions are also represented within the Parish, and three other ethnic groups identified amongst the responders. 44% of the residents indicated that they have no religion, age demographics show a relatively even spread throughout the ages from new born to 80+ years. (All figures from 2021 Census)

There was a large, Parish-wide survey carried out in 2009 which set the future of developmental projects within Coleford for the following ten years. A number of projects, big and small, including the development of 28 affordable homes, the building of a pump track for use by skateboards and bikers and the introduction of a conservation group and litter picking have come about as a result of that survey. In 2020, a follow up survey of the community found that residents were in favour of a second comprehensive survey, to meet ongoing changes within the Parish, develop a shared vision of the future and create strategies for dealing with conservation and environmental challenges. The introduction of that survey was delayed by the Covid pandemic and eventually became the Coleford Community Plan.

The brief survey of 2020 highlighted that topics of concern to the residents included lack of regular bus service, parking issues, litter, fouling, traffic and condition of the roads, whereas residents would like to have a consensus on the way forward with regards to caring for and accessing the local countryside, support for people and the community and improving local services such as shops, healthcare and post office. As a result, this latest survey has included these topics.

This Community Plan survey was conducted 100% online – this method has environmental and cost benefits in terms of saving paper and printing and helps with the speed and accuracy of the analysis of data collected. In order to enable as many people as possible to access the survey, much promotion was made across social media, Parish noticeboards and in local businesses including the village shop and the GP surgery. Workshops were held in community groups, an open day welcomed those who don't necessarily have access to the knowledge or equipment to access the internet.

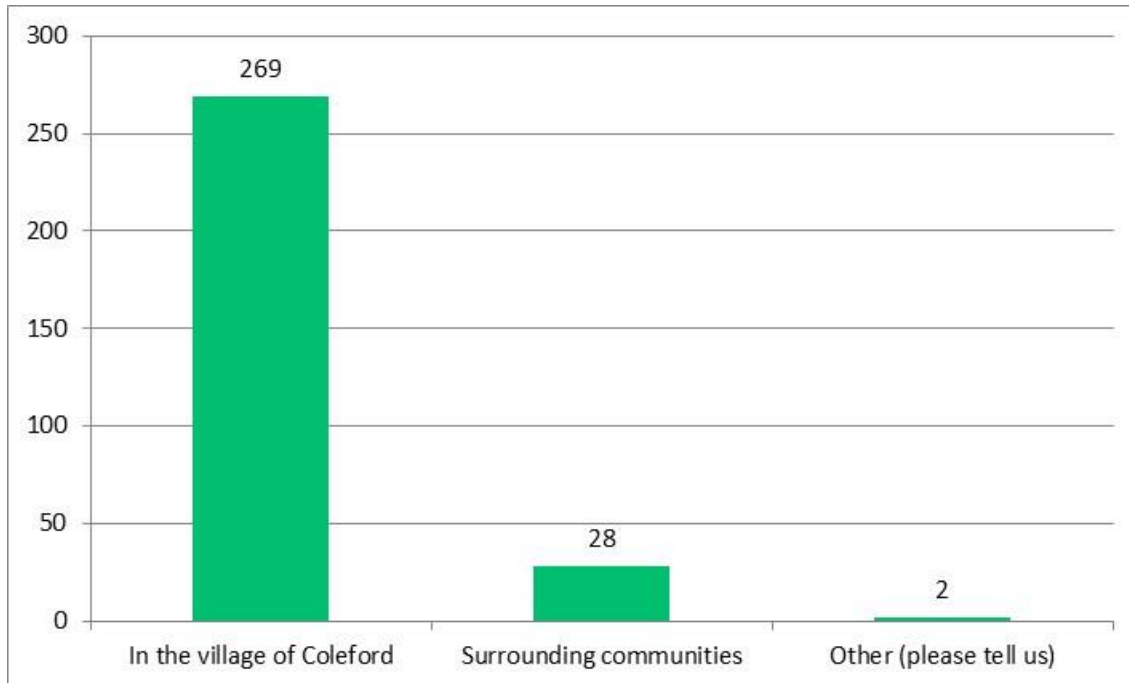


Demographics

Q1: Where do you live?

Answered: 299

Skipped: 0



The chart shows that around 1 in 6 of the adult population of Coleford responded to the survey (Census 2021 Area Profiles). The two responses (other) were from within the Parish Council boundary, this could show lack of knowledge of the parish boundary or a sense that these respondents do not consider themselves linked to the parish.



Young People and Children

We want to offer children and young people in Coleford or who visit the Parish the best possible services so we can provide families with an enriching experience. This section of the survey was open only to residents aged 18 or under, or parents of children too young to answer the questions themselves.

Q2: Which of these facilities do you use in Coleford or travel to elsewhere? (tick any that apply)

Answered: 183

Skipped: 116

	Coleford	Elsewhere
Arts centre	71	47
Cinema/theatre	57	109
Community hub	89	37
Library (inc. mobile library)	59	76
Playground	113	63
Skate/Bike Park	85	60
Sports Centre	50	92
Village Hall activities (dance classes, Scouts etc)	74	64
Youth Club	64	43
Baby and toddler groups	59	58
Church/faith based groups	62	47
Drama	41	62
Scouts/guides/brownies/cubs	67	44
Teams sports (cricket, football, rugby, netball etc)	62	56
Other (please tell us)	12	

Facilities used in Coleford – Of the 183 people who answered this question the three facilities most used by respondents are the ‘Playground’ with 113 ticking this option (Highbury Playing Field, Coleford Playing Field, Goodeaves playground and Preacher's Vale playground), 89 people ticked the ‘The Community Hub’ (where the Youth Club is held, and the Cubs/Scouts meet in the building opposite) and 85 people ticked the ‘Skate/Bike Park’ (which is within Highbury Playing Field).

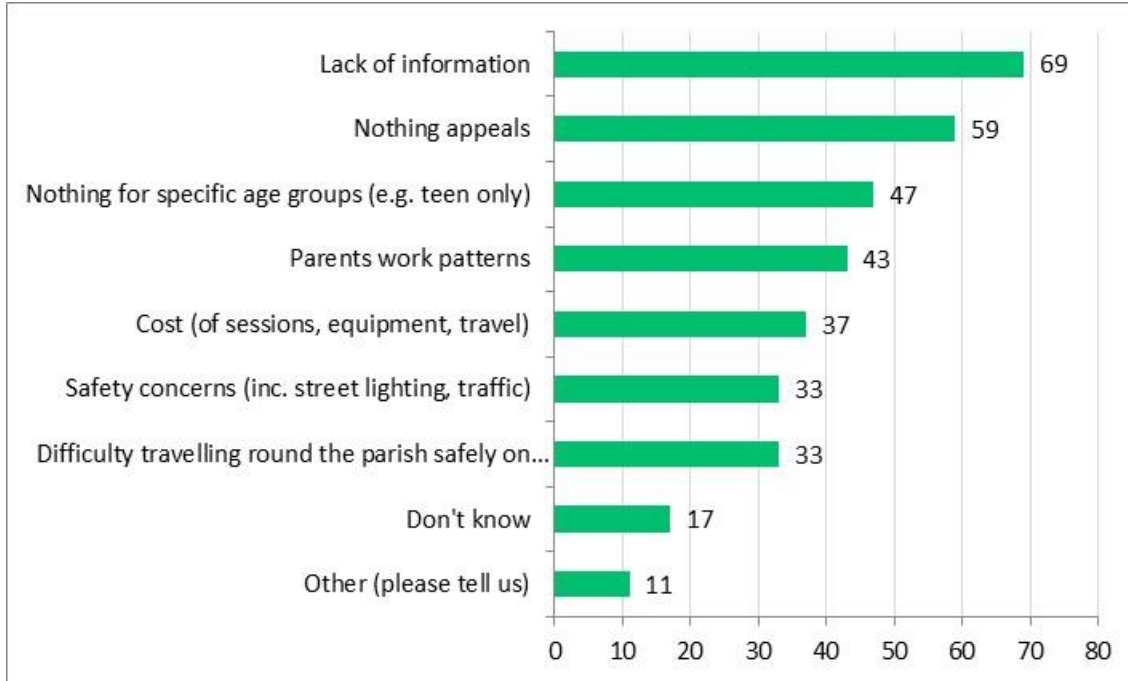
The three facilities most travelled to outside of Coleford are Cinemas/Theatres with 109 responses, Sports Centres with 92 responses and Libraries with 76 responses.



Q3: Is there anything that prevents you from engaging in activities more generally? (tick any that apply)

Answered: 179

Skipped: 120



Of the 299 people completing this survey, 179 respondents answered this question about barriers to engaging in activities, those who did chose; 'Lack of information' (69), 'Nothing appeals to me' (59) and 'There is nothing for my specific age group' (47).

For the activities travelled to elsewhere better public transport is requested and for more village activities to be available, especially at weekends. 'Other' responses include comments about the timings of events with regards to finishing school, travel and mealtimes, plus the local parks being 'boring' and the need for more activities for children under 5 years of age.



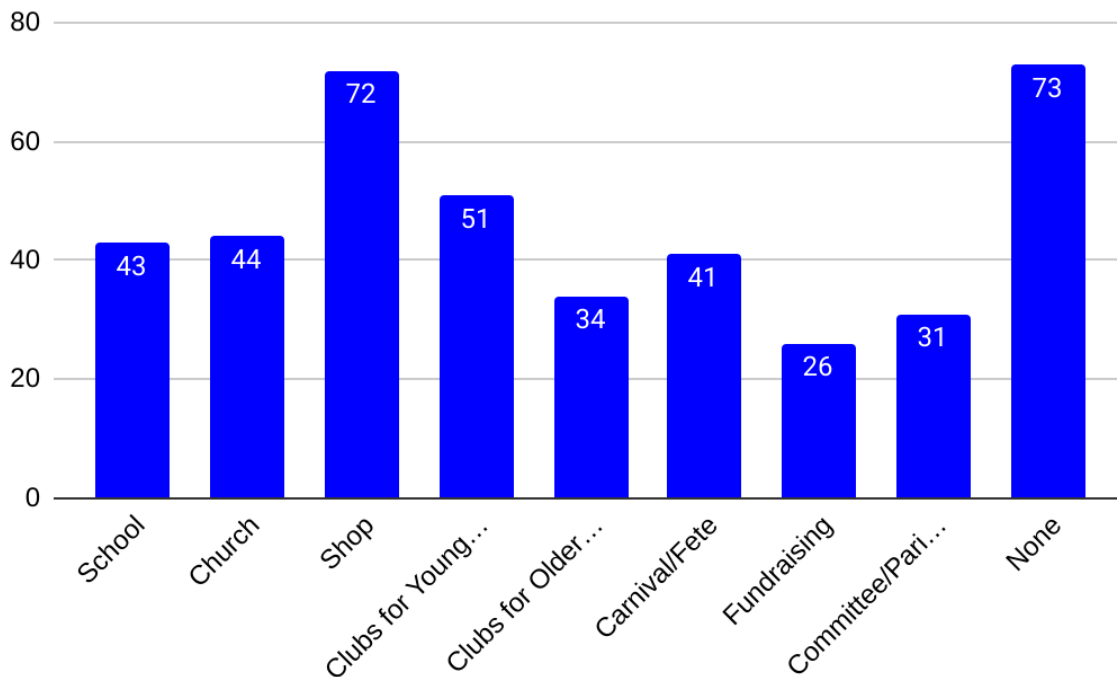
Community Facilities and Services

We have a number of community facilities in Coleford, by that we mean buildings, equipment for recreation and places to assemble for meetings, events and social gatherings. These questions have helped us understand whether the facilities are suitable for the community, where improvements are needed, or if new facilities are needed.

Q4: Do you currently engage with the Parish in any way (volunteering, attending activities, organising events, committee members)? (tick any that apply)

Answered: 249

Skipped: 50



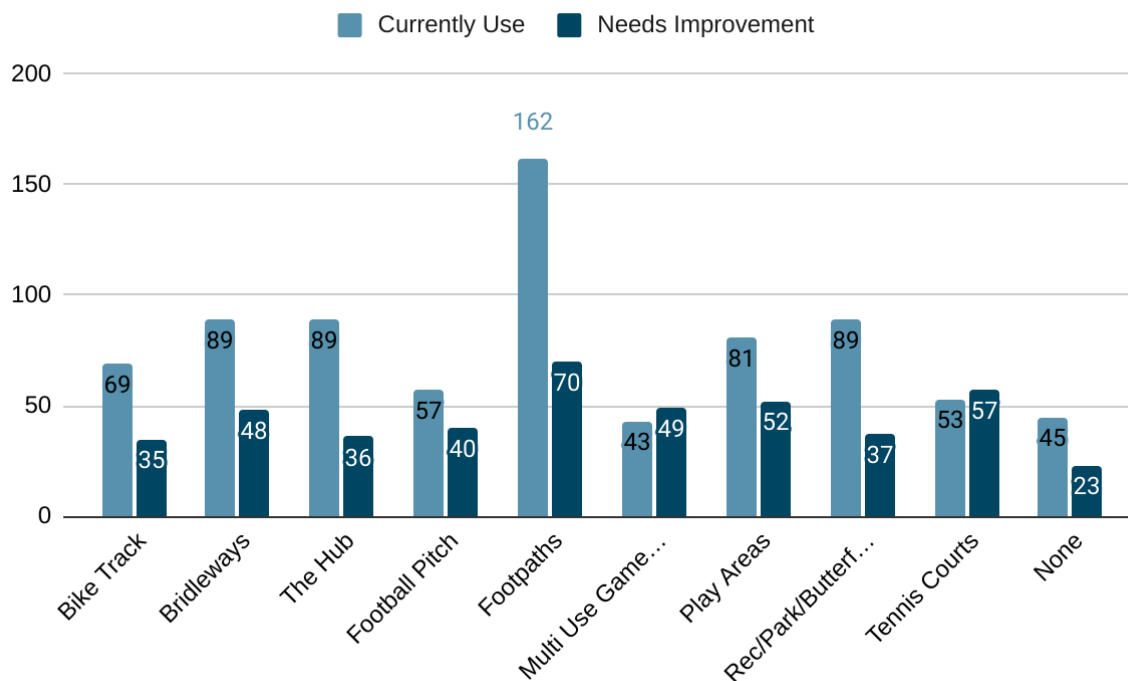
Of the 249 people that answered this question the most popular response to this question was 'none' (73), followed closely by the 'shop' (72), and 'Clubs for Young People' (51) which indicates that many respondents aren't involved in activities within the Parish. Responses to 'Other' activities included: CROCKS (Coleford Rocks, a group which organises events within the Parish), Flower and Craft Show, Litter Picking Group, Hub Committee, Football, Theatre Group and Conservation groups.



Q5: Which leisure activities and recreation facilities do you currently use in Coleford, and where are improvements needed? (tick any that apply)

Answered: 245

Skipped: 54



Of the 245 people who answered this question the most used facility in the Parish is footpaths (162), followed by Recreation Park/butterfly bank (89), The Hub (89) and Bridleways (89) which are all popular.

The following suggestions were made regarding improvements needed to existing facilities:

- 'Cut back overgrown bridleways'
- 'bike track is overgrown and unusable'
- 'basketball facilities'
- 'table tennis equipment' and 'tennis courts nets would be good additions' (there is a table tennis table in The Hub so it is assumed that this means an additional, outdoor table)
- 'accessible stiles/alternative access to footpaths for those with mobility issues'

Q6: Which other Parish resources do you currently use either individually or as a household, or would like to use if they were available in your parish? (tick any that apply)

Answered: 251

Skipped: 48

There is a lot of data associated with this question, therefore instead of publishing the graph of answers, we can highlight a number of points from the data collected. These are that:

- Of the 251 respondents who answered this question 192 would like to see a café, 78 would use a children's centre, 120 would like to see a community orchard, 192 would like to see a post office and 132 would like to see a theatre or cinema club within the Parish. Some of these responses are echoed elsewhere within the survey and so are backed up by this question.
- There are a number of facilities which residents might not be aware of – the following were marked highly as 'would use if available in the Parish', when they are already available:
 - Food bank- 18 responses
 - GP surgery- 19 responses
 - Hairdressers- 18 responses
 - Preschool- 25 responses
 - Primary School- 20 responses
 - Youth Club- 27 responses
- This suggests that that more communication regarding these facilities might be useful.

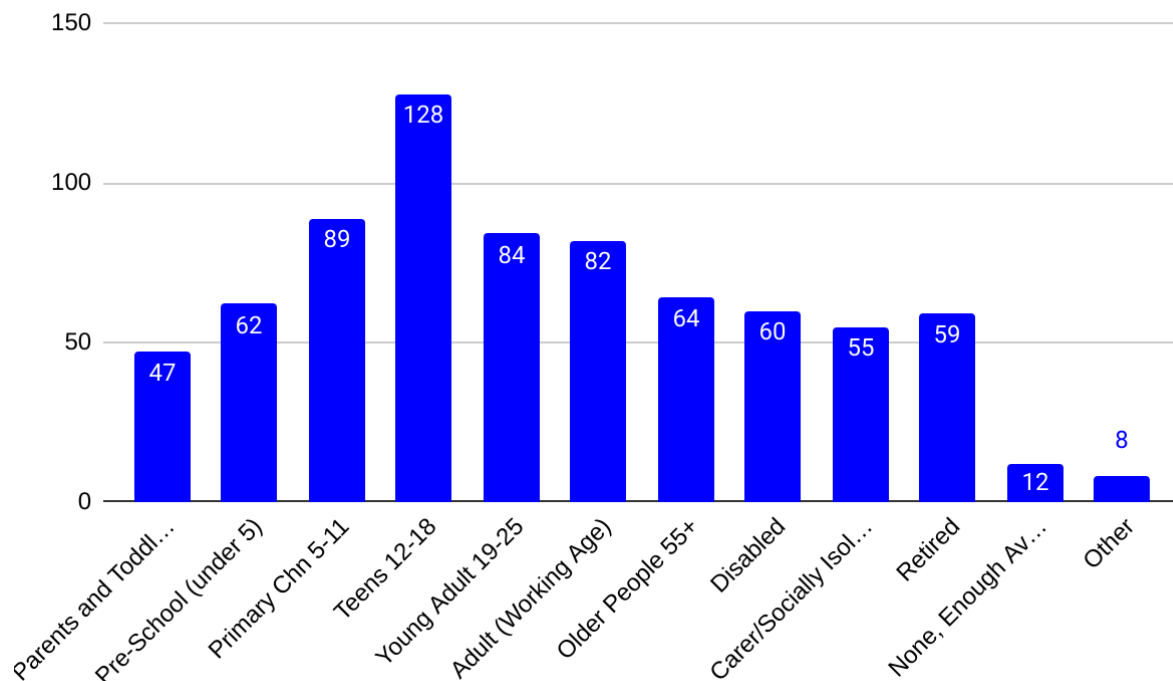
All data from this (and other questions) are available in the appendix to the survey.



Q7: Do you think there should be more /new leisure and recreation provision in the Parish for specific ages or groups? (tick any that apply)

Answered: 229

Skipped: 70



The table shows that of the 229 responders 128 would like to see more activities for young people, especially teens, this was followed by 89 responses for 'Children 5-11 years old' 84 people ticked 'Young Adults 19-25 and 82 people ticked 'Working Age Adults'. But there is also a call for provision of recreation and leisure facilities for most age groups from parents and toddlers (47) through to retired (59).

'Other' responses included the suggestion that

- 'Community facilities to enable people of all ages to meet together for classes, recreation, talks, cafe etc.'

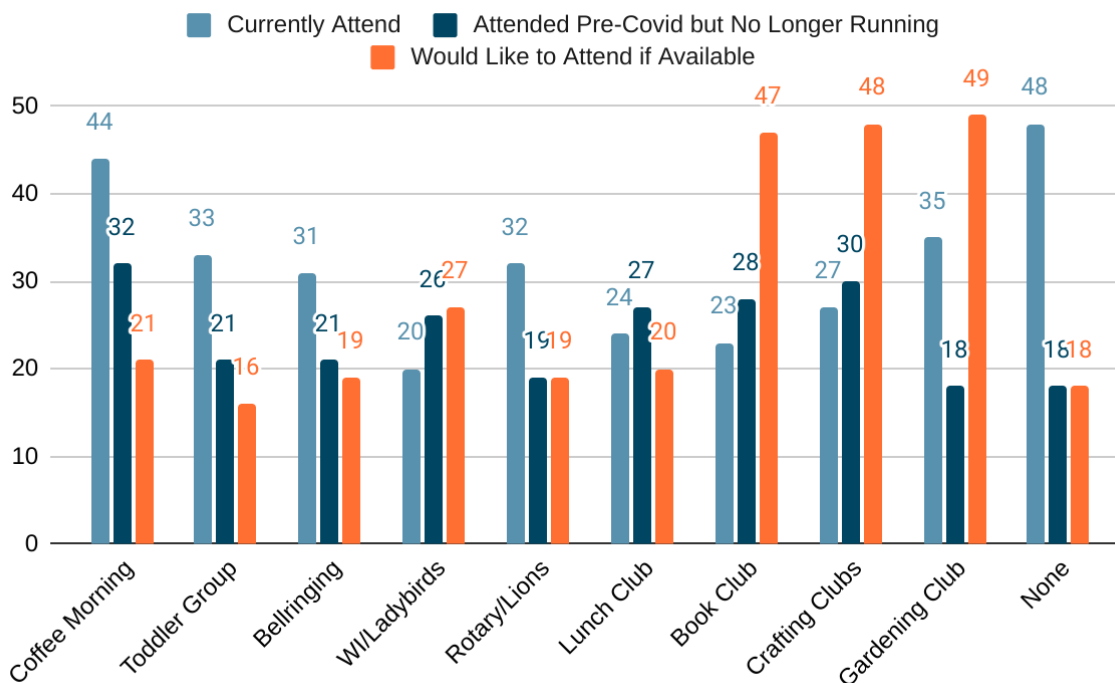
Other comments stated that current facilities are maybe not used to full potential, that mental health support across age groups would be helpful and that if there are more things for people to get involved in then this will help with antisocial behaviour.

We undertook an audit of groups currently available in the parish before the survey to identify any gaps in provision. The survey responses support our findings with comparatively little provision for teens, primary age children and young adults compared to other age groups.

Q8: Which community activities do you currently attend or would like to attend in the Parish? (tick any that apply)

Answered: 200

Skipped: 99



Of the 200 responses to this question were interesting. Several people responded as currently attending ‘Coffee Morning’ (44), ‘Gardening Club’ (35), ‘Rotary/Lions Book Club’ (32) and ‘WI/Ladybirds’ (20) when there is no current provision in Coleford Parish (unless gardening was taken to mean the Butterfly Bank or allotments). People responding possibly attend these groups locally just not within the Parish.

Likewise, several people said they would like to attend activities for which there is the provision within Coleford already such as toddler groups, coffee mornings and a lunch club (Holy Trinity does run a community lunch).

This supports the trend across the survey as a whole that there is a need for better, more regular promotion of available activities and groups in the village as the evidence suggests that people are not aware of what is currently available.

This is something which may be addressed by promotional events and better promotion of groups and events via social media, posters and events.

Of the 200 responses ticking activities ‘They would like to attend if available’, ‘Gardening Club’ received 49 ticks ‘Crafting’ 48 and ‘Book Club’ 47.

‘Other’ responses included:

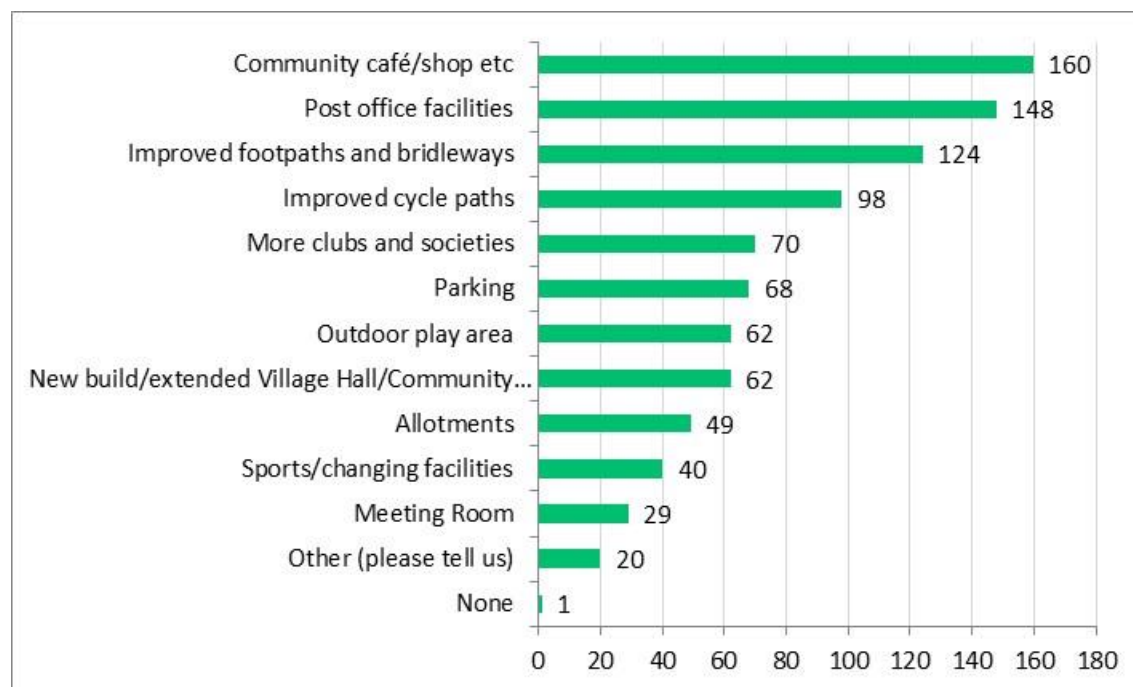
Already provided for or were but are now no longer in the village - ‘Theatre Group’, ‘Zumba’, ‘Scouts’, ‘holistic wellbeing’, ‘table tennis’, ‘yoga’ and ‘Acoustic Club’.

People would be interested in the following if they were available: ‘Brass band’, ‘singing’, ‘cafe’, ‘parent’s group’, ‘LGBTQ+ group’, ‘exercise classes and a slimming club’.

**Q9: What facilities should be considered for future investment by the Parish?
(tick any that apply)**

Answered: 249

Skipped: 50



Of the 249 people who answered this question, the most popular facility for investment by the Parish is a community café or shop (160), followed closely by a request for a more permanent post office (148). Investment in footpaths (124) and cycle paths (98) is also popular, indicating that residents would use and value these facilities.

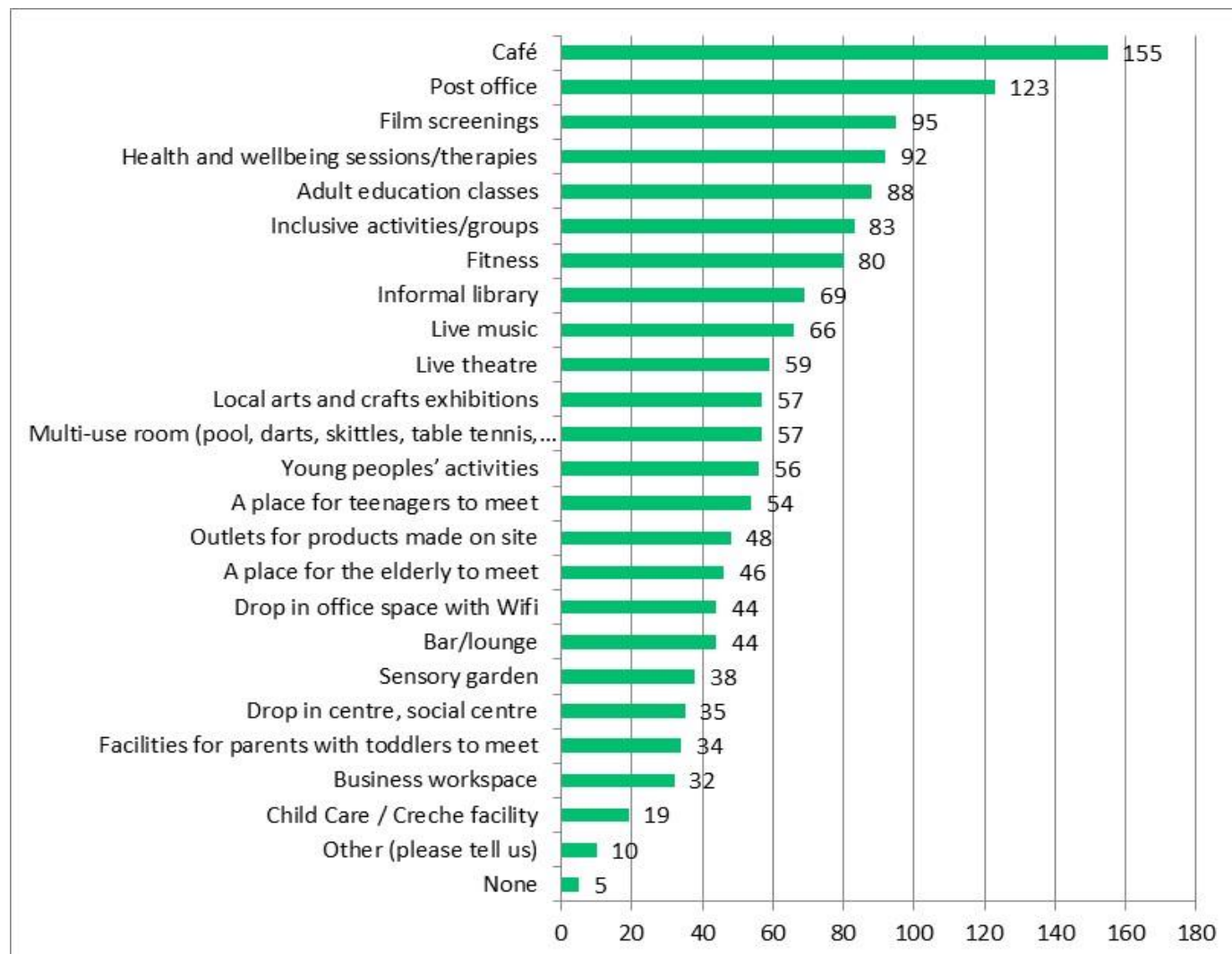
'Other' requests include facilities which are outside the direct control of the Parish – such as a 'takeaway food facility' or 'a vet', but the work could be done to encourage collaboration between existing organisations and providers of these services. Some more immediately manageable requests such as electric vehicle charging points and provision of a tap at the allotments could be taken on by the Parish Council.



Q10: Which of the following would you be most likely to use a new Community Centre for? (tick any that apply)

Answered: 247

Skipped: 52



Of the 247 people who responded to this question, again, a 'Café' (155), a 'Post Office' (123) and 'Film screenings' (95) seem to be the most requested facilities for the Parish – with lots of people also asking for activities which help with both physical and mental health (92). There were also lots of 'Other' suggestions for use of community space, such as a bank for baby clothes, a food bank, pop-up shops for fresh vegetables, a fishmonger, and local crafts.

Q11: Would you, or anyone in your family, be interested in a Men's Shed? 'Men's Sheds' are community spaces that can help reduce loneliness and isolation, but most importantly they're fun. Activities in Sheds vary greatly but you can usually find woodworking, metalworking, repairing and restoring, electronics, model buildings, lots of material recycling, and even car building. Sheds typically attract older men but many have younger members and women too. Would you, or anyone in your family, be interested in? (tick any that apply)

Answered: 201

Skipped: 98

	Responses
Using such a facility	70
Donating tools or materials	58
Sponsoring the 'Men's Shed'	32
Helping to set up a Shed	57
Organising shed type activities	29
No thanks	62
Other (please tell us)	9

Of the 201 people who responded to this question to ascertain the amount of interest in the community for a Community Shed, 70 people support the concept, 58 people would be willing to 'Donate tools or materials' and 57 would be willing to 'Helping to set up a shed'. 62 people declined the option to have this provision.

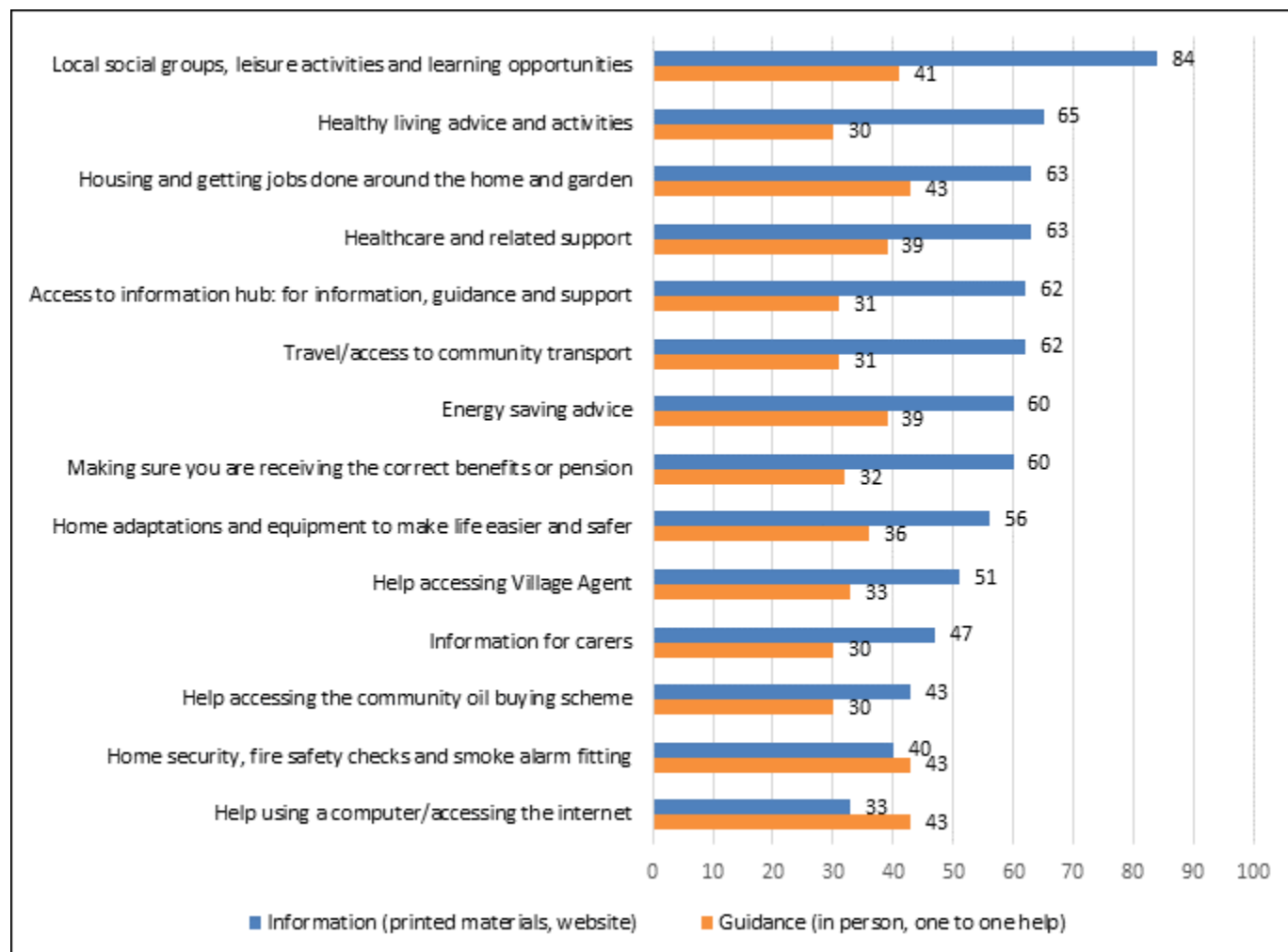
Many responders commented that it would need to be an inclusive facility, so not restricted to any one sector.

There is definitely a desire for a facility where members of the community can come together to engage in activities such as repairing and restoring items, woodworking and model building. One responder also noted that the community at the allotments offers a similar type of support, which is worth investigating further.

Q12: What help do you need to access any of these services? (tick any that apply)

Answered: 147

Skipped: 152



This question highlights the need to communicate what is available in the village – and the most popular means to do so appears to be via printed materials and online. Of the 147 people who responded to this question Many residents want guidance on finding out about local groups and activities, healthy living advice and other forms of support. 84 people want information on ‘Local social groups, leisure activities and learning opportunities’ 65 ‘Healthy living advice and activities’ and 63 for ‘Housing and getting jobs done around the home and garden’ and ‘Healthcare and related support’

In response to the ‘One-to-one guidance (or face-to-face)’ the most requested was ‘how to access the internet or use a computer’, ‘Home security, fire safety checks and smoke alarm fitting’ and ‘Housing and getting jobs done around the home and garden’ receiving 43 responses, and ‘Local social groups, leisure activities and learning opportunities’ receiving 41 responses.

The challenge is how to produce and disseminate support materials so that they are accessible to everyone.



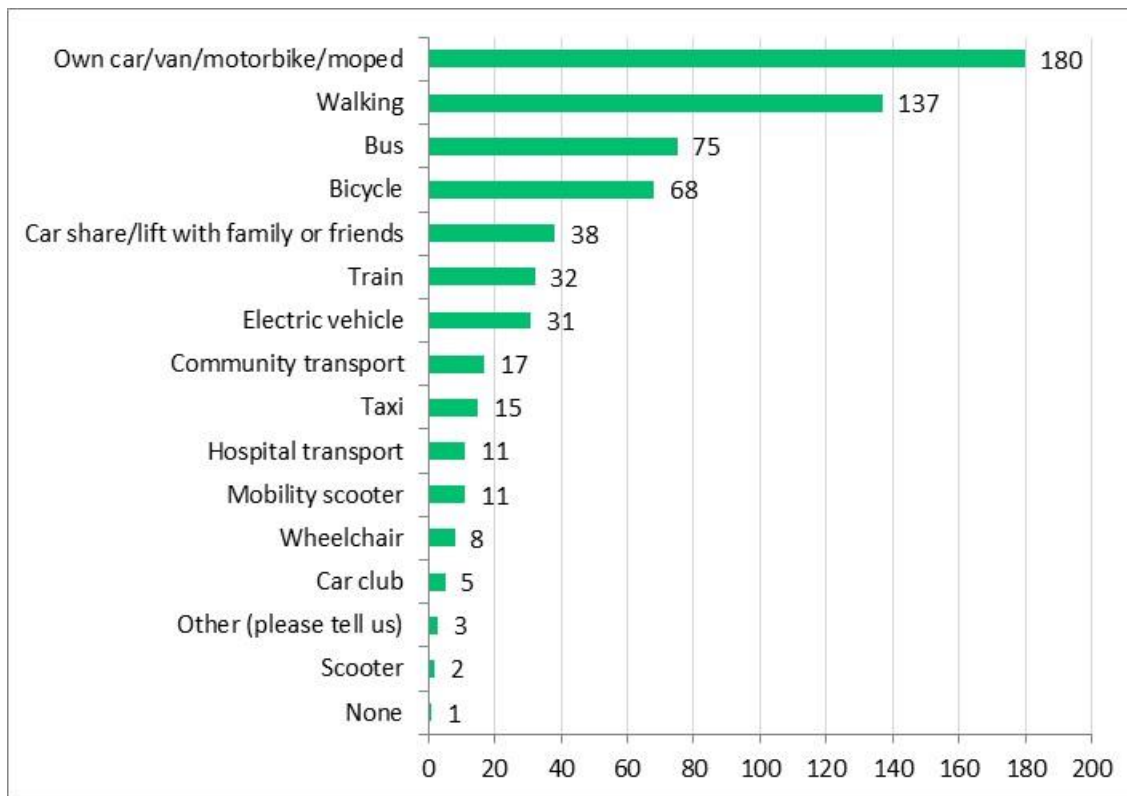
Traffic, Travel and Transport

Cars are essential for many people in rural areas, but to address the challenges of congestion and climate change, we can look to improve the provision of public transport, and encouraging walking and cycling, to reduce car journeys.

Q13: Do you use the following modes of transport?

Answered: 236

Skipped: 63



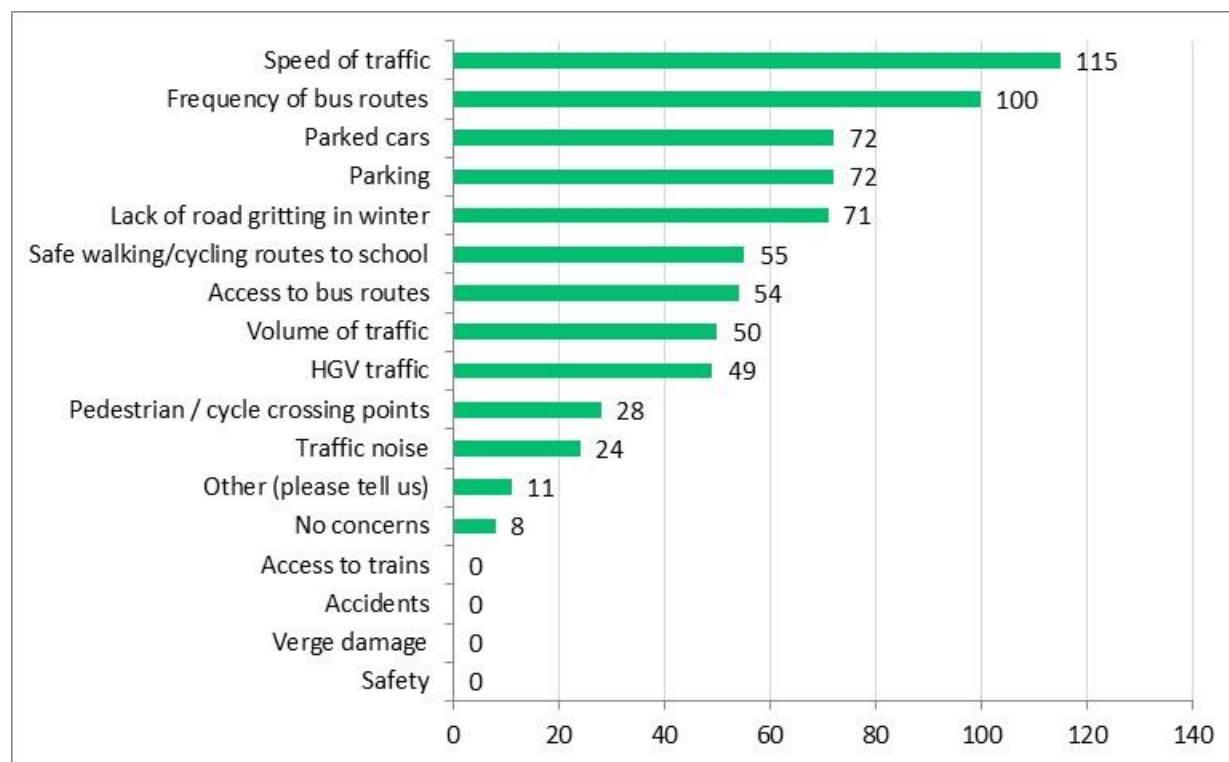
Of the 236 respondents, 180 have their own vehicle, 75 use the bus service and 137 walk to where they need to go.

Respondents had the opportunity to tick more than one option, thereby indicating they used different forms of transport and travel for different aspects of their lives such as they walk to the shop, drive to work and use the buses and trains when going on holiday.

Q14: If you have concerns about the local traffic, please tick the top three issues in the Parish which currently affect you? (tick any that apply)

Answered: 233

Skipped: 66



For the 233 people who answered this question the biggest concern is the 'Speed of traffic' (115) through the village, 'Frequency of bus routes' (100) followed by 'Parked cars' and 'Parking' which both received 72 responses and the lack of gritting in winter (71). The frequency of the bus service was also mentioned but is dealt with in Question 15.

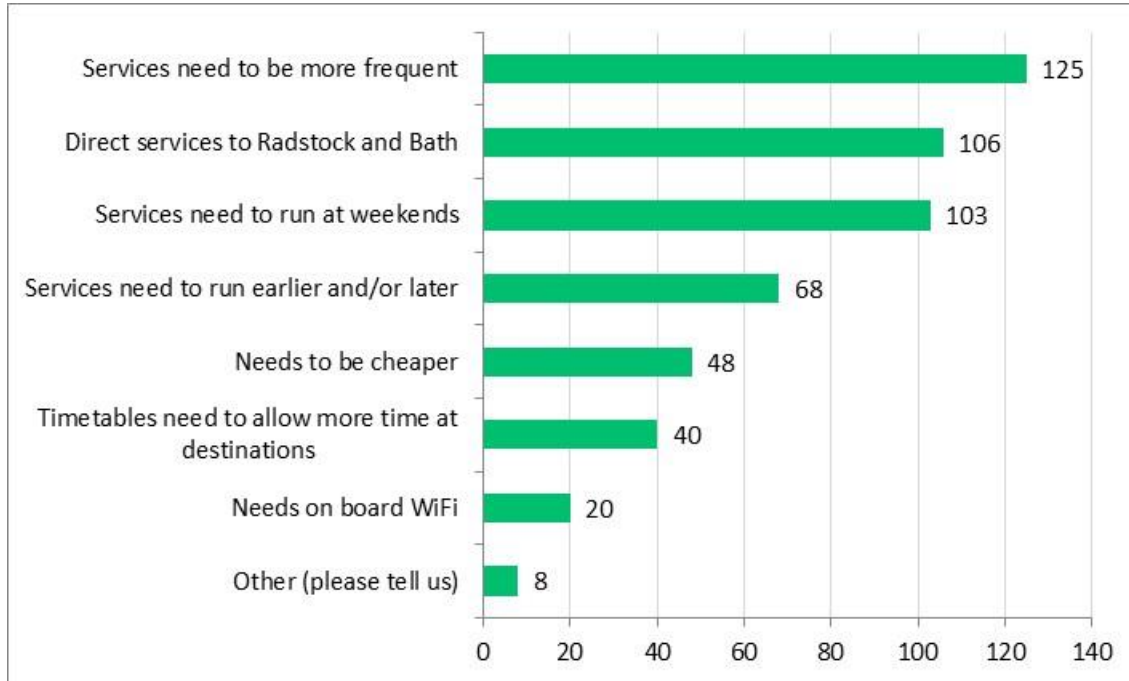
'Other' comments include concerns about

- 'Loud exhausts' from some vehicles in the village,
- 'Width of roads' to Holcombe,
- 'Lack of safe routes to school' (especially no pavement between Rope Walk and Farley Dell) and
- 'Car parking control around junctions such as by the Co-op store'.

Q15: If you have concerns about bus services, would you use public transport more if this service were improved? (tick any that apply)

Answered: 180

Skipped: 119



Of the 180 who answered the top answers to this question with 125 responses are that the bus needs to run more frequently, 106 of the respondents would prefer the bus to go to Radstock to give easy access to Bath, and 103 would like to see weekend, early morning and evening services.

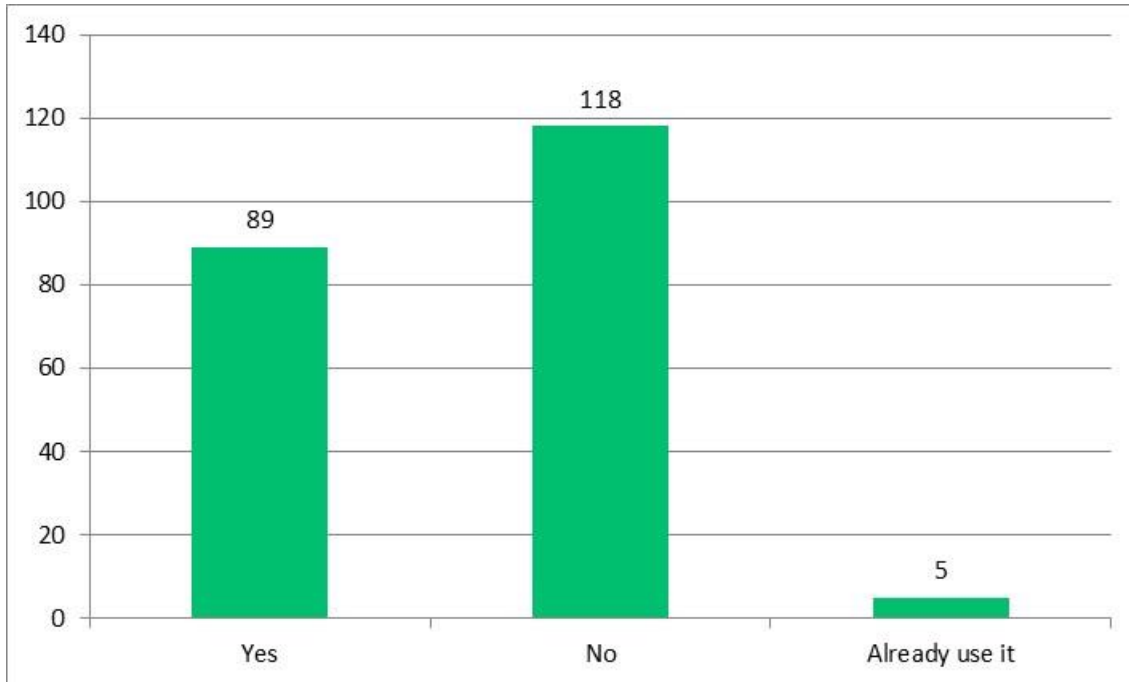
The 'other' comments reiterated these findings

- 'Earlier to Frome and later home in both directions' other comments stated 'Bath',
- 'Shepton' and 'Wells'.
- 'The need for a better bus service will be crucial for young people as the cost of fuel rises along with cost of living. They need to be able to leave Coleford to get to jobs and education. An independent community transport scheme would provide jobs and be a sustainable solution'.


Q16: Did you know community transport (for those who do not have their own transport or find it difficult to access public transport) is available in your Parish?

Answered: 212

Skipped: 87



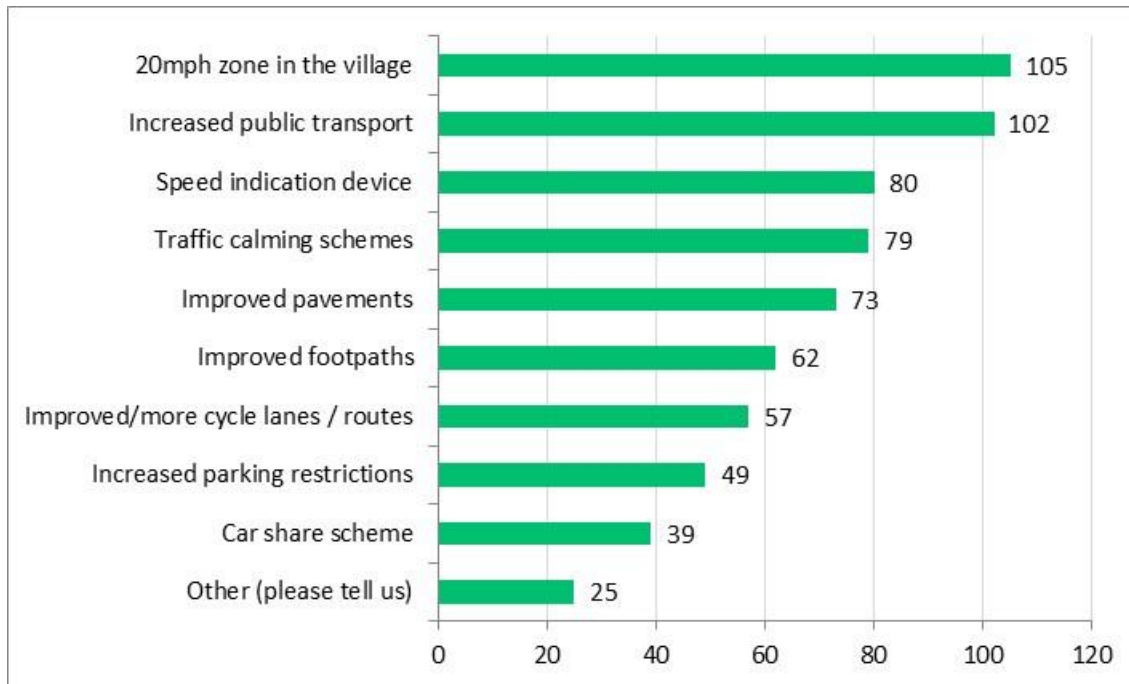
Of the 212 people who answered, 89 knew of the existence of Community Transport and 118 don't know about this services, therefore greater sharing of information is required.



Q17: What do you think are the best ways to reduce traffic problems in the Parish? (tick any that apply)

Answered: 226

Skipped: 73



Speed of traffic is seen as a major problem in the Parish. Of the 226 who answered this question, 105 want a '20mph zone', 102 want 'Increased public transport' and 80 want a 'Speed indication device'. Traffic calming schemes are a popular choice in how to deal with traffic problems.

Other comments include

- 'restrictions on HGVs' passing through the village,
- 'extension of 30mph zones' to include outlying areas,
- 'provision of pavements where sections are missing', especially along main roads

Many people mentioned the requirement for more off road parking for residents.



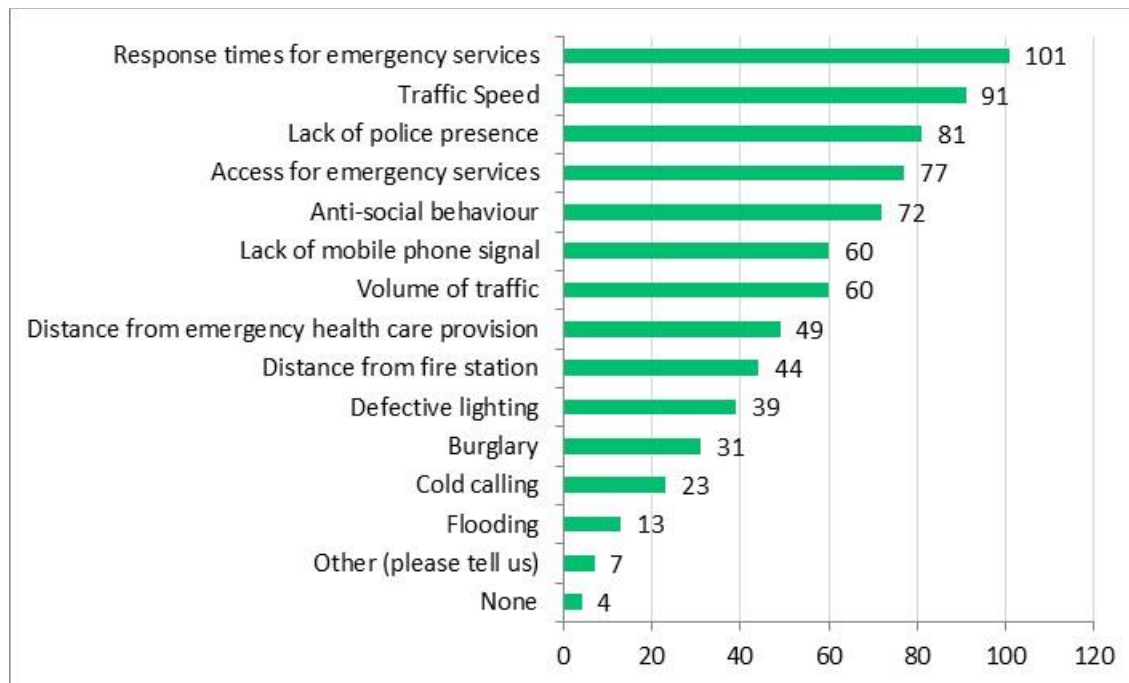
Community Safety

We wanted to understand which aspects of Community Safety are important in Coleford. With a more detailed understanding of the issues, we can then identify solutions are available to address them.

Q18: Are you concerned about any of the following aspects of community safety? (tick any that apply)

Answered: 221

Skipped: 78



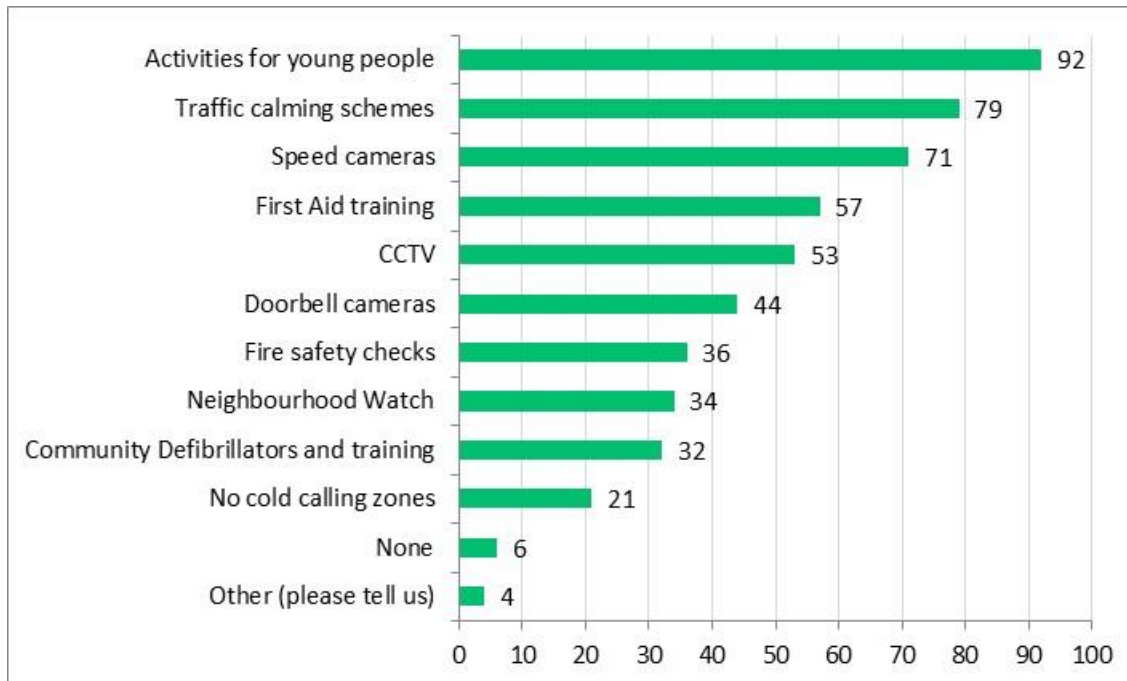
Of the 221 people that answered this question 101 are concerned about the 'Response times for emergency services' 91 ticked 'speeding traffic' and 81 ticked 'Lack of Police presences'. This chart shows that the main concern is response times for emergency services and speeding traffic. It is worth noting that the survey was carried out during a time of national concern regarding NHS provision, extended waiting times and staffing issues, which will be reflected in these responses.

Comments from the analysis of the 'other' responses shows that poor -'mobile phone signal' and 'flooding and drainage issues are also a concern 'Sewage discharge into watercourses and drains'.

Q19: If you consider community safety is an issue in the Parish, how could this be improved? (tick any that apply)

Answered: 196

Skipped: 103



Of the 196 people that answered this question, 92 want 'Activities for young people', 79 want 'Traffic calming schemes' and 71 would support 'Speed cameras'. This data shows that responders perceive that safety in the Parish would be enhanced if there were more activities in the village for young people, that traffic calming schemes and speed cameras are seen as constructive in improvement of community safety. With physical and taught approaches also recognised i.e. first aid training.

Comments from the analysis of the 'other' responses note a need for

- 'Safe spaces for young people'
- 'Community police presence'
- 'Road crossing points in the village'

Another area of concern was anti-social behaviour by other residents, with some suggestion of increasing activities for young people to help address this issue.

However according to police statistics there were only 12 reported cases of Anti-Social behaviour reported in Coleford in 2022 with no data on age available. The biggest type of criminal activity in Coleford being violence and sexual offences (52 cases reported). However having safe places for young people would be of benefit as a shield against violence and sexual offences.



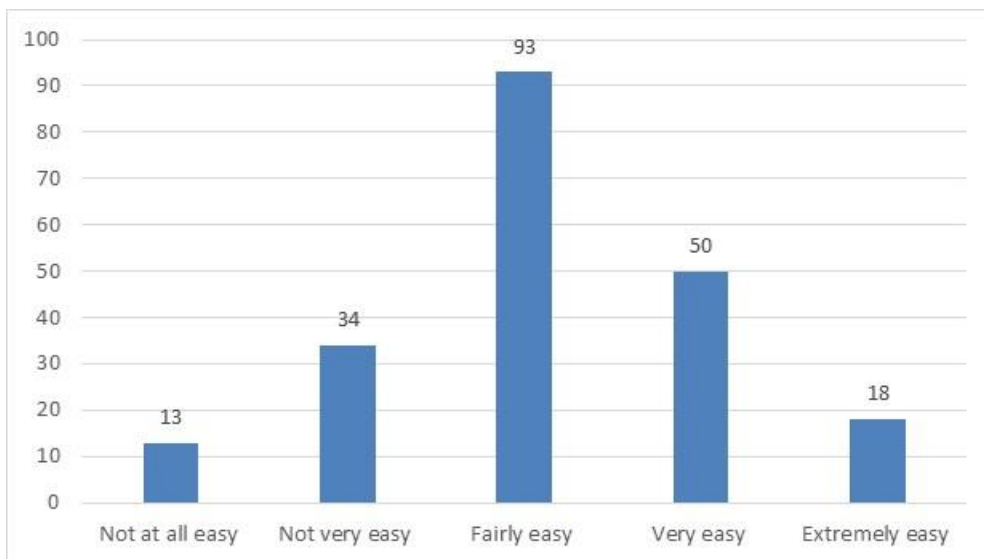
Health and Wellbeing

Health & Wellbeing is one of the priority topics for consultation in this Community Review process. You'll find that many of the other topics covered in this questionnaire will affect our health in some way too (Traffic & transport; Climate Emergency; Cost of Living Crisis; Covid recovery).

Q20: How easy is it for you to obtain the relevant health information and support that you need?

Answered: 208

Skipped: 91

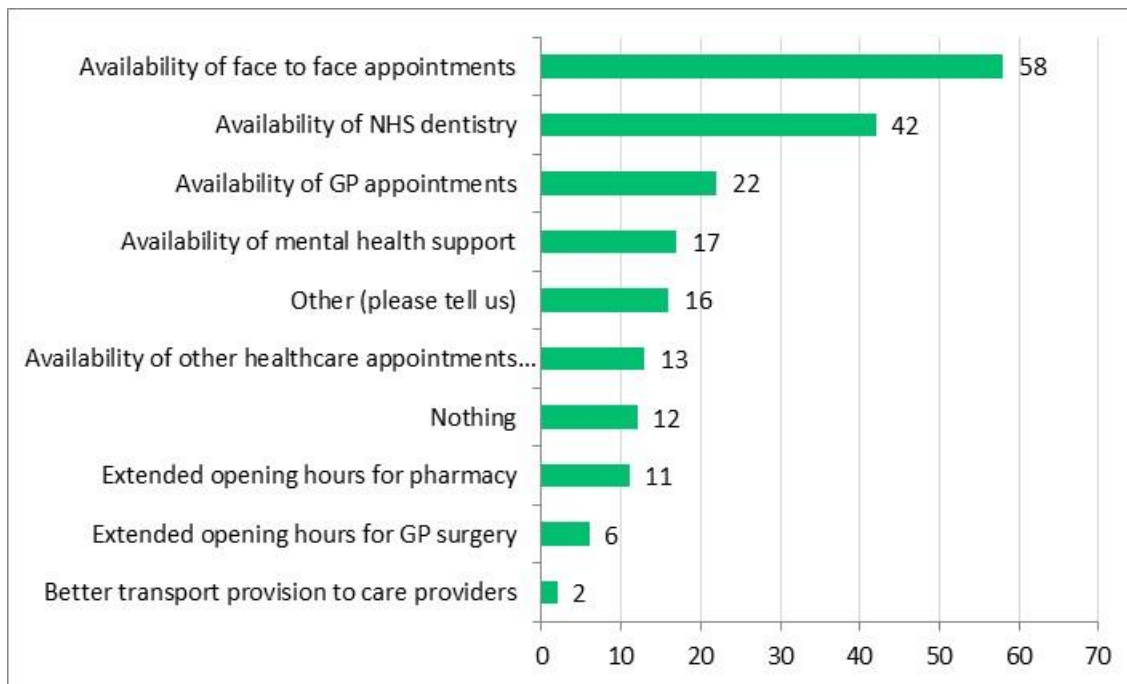


The responders to this question (161 of the 208 responses) found it easy to obtain relevant health information and support – which is great news for the local health providers in the Parish. The following questions address any concerns raised with regards to accessing healthcare.

Q21: What would improve access to the care you need? (tick any that apply)

Answered: 199

Skipped: 100



This question was set so that only one option could be ticked – but many of the responders had multiple requirements to help them access the health care that they need. GP appointments (face to face and general access) are the most needed with 58 of the 199 responses, the third highest response was for ‘Availability of GP appointments’, with 22 responses. Access to an NHS dentist also featuring heavily with 42 of the 199 responders ticking this option.

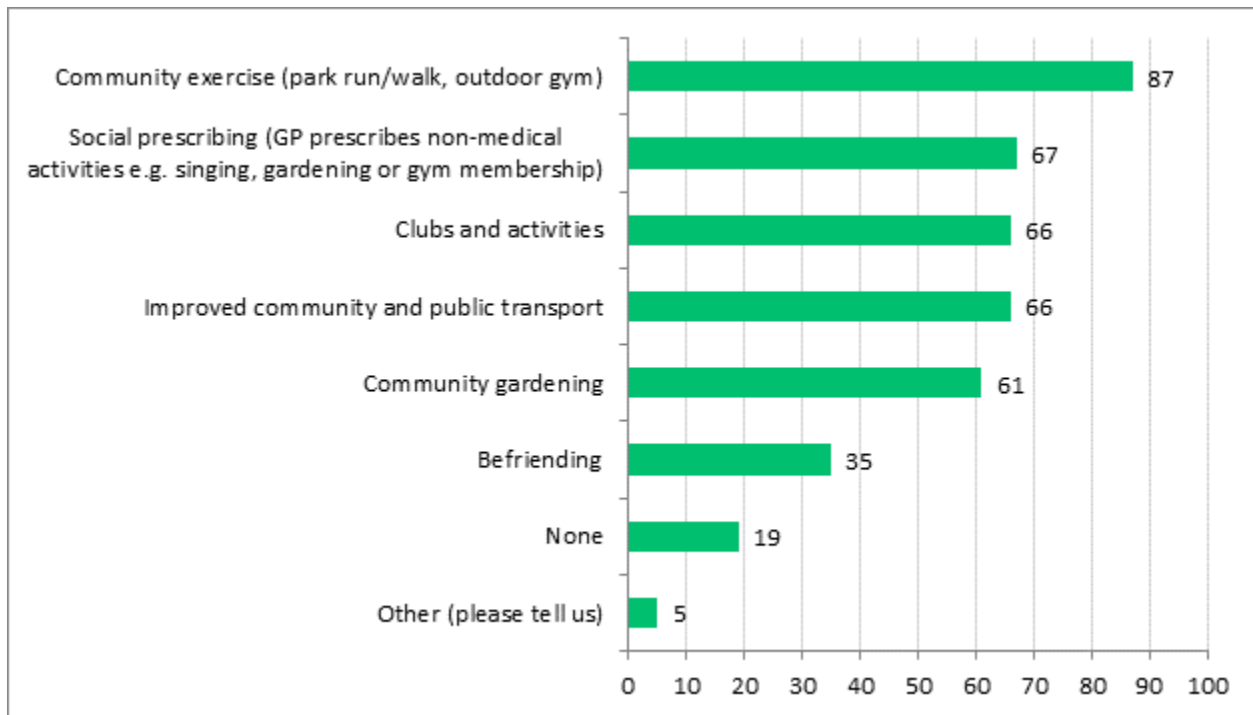
Mental health support and access to an optician featured in the ‘other’ comments received.

- ‘extended hours, face to face appts, other health care appts, nhs dentists, better transport.’,
- ‘mental health and NHS dentistry options and also face to face with GP’
- ‘Optician’

Q22: What could be offered in our community to help improve your health and wellbeing needs, including reducing isolation? (tick any that apply)

Answered: 189

Skipped: 110



Of the 189 people that answered this question, 87 people ticked 'Community exercise', 67 people ticked 'Social prescribing' and 66 people ticked 'Clubs and activities' and 'Improved community and public transport', would improve their health and wellbeing. These answers suggest that access to outside space and community activities in those spaces such as gardening, walking or running would be beneficial to the majority of the responders. Social prescription of activities needs to be free of charge to the user, as some responders feel that the costs of these activities can be prohibitive, as commented in the 'other' section of these responses.





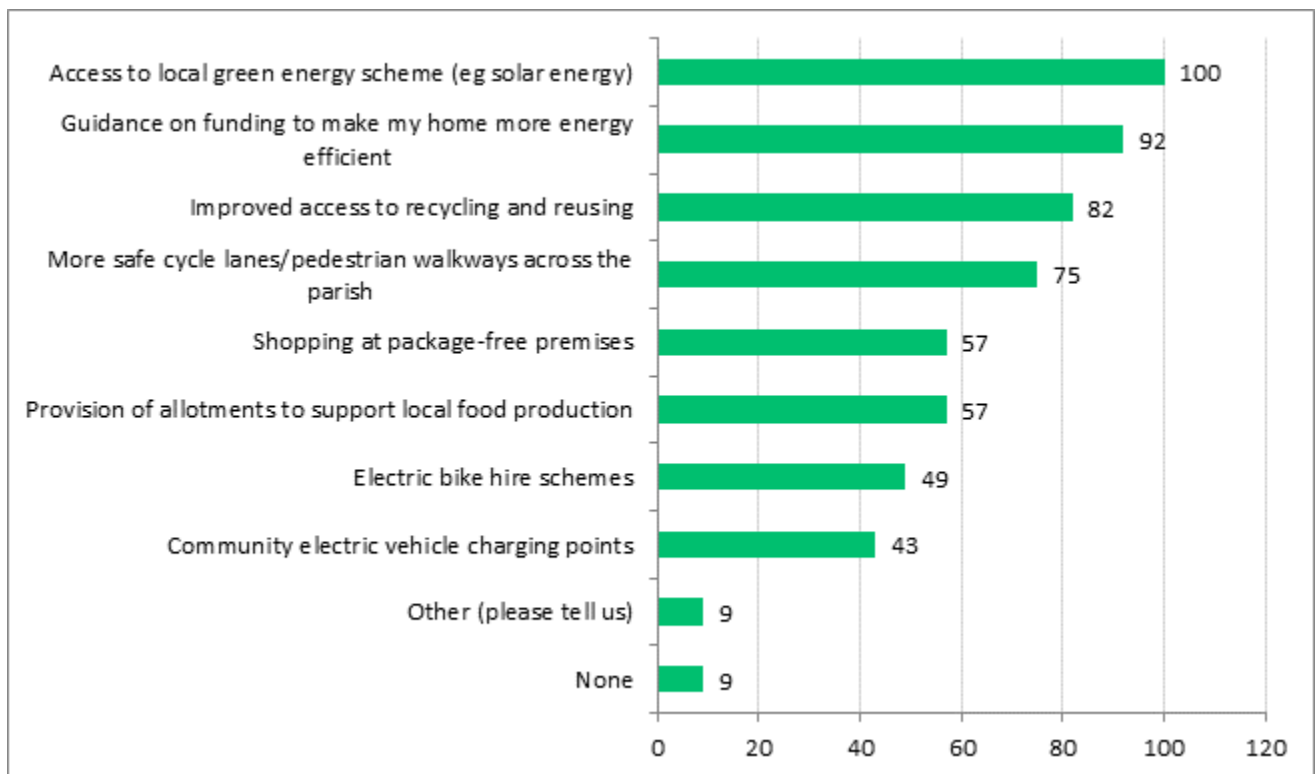
Climate Emergency and Environmental Issues

The Climate and Nature Emergency change is high on many people's concerns for the future. To address this, it is going to require positive changes to all our lifestyles. The information gathered from our residents, businesses and other key groups in the parish will highlight what we can all do as a community to help achieve the goal of being carbon-neutral by 2030.

Q23: What do you think would help you to reduce your own carbon footprint and help restore nature? (tick any that apply)

Answered: 193

Skipped: 106



More than half (100 out of 193) of those that responded want access to local green energy schemes (e.g. solar energy). 'Guidance on funding to make my home more energy efficient' was requested by 92 people and 82 people want improved access to recycling and reusing.

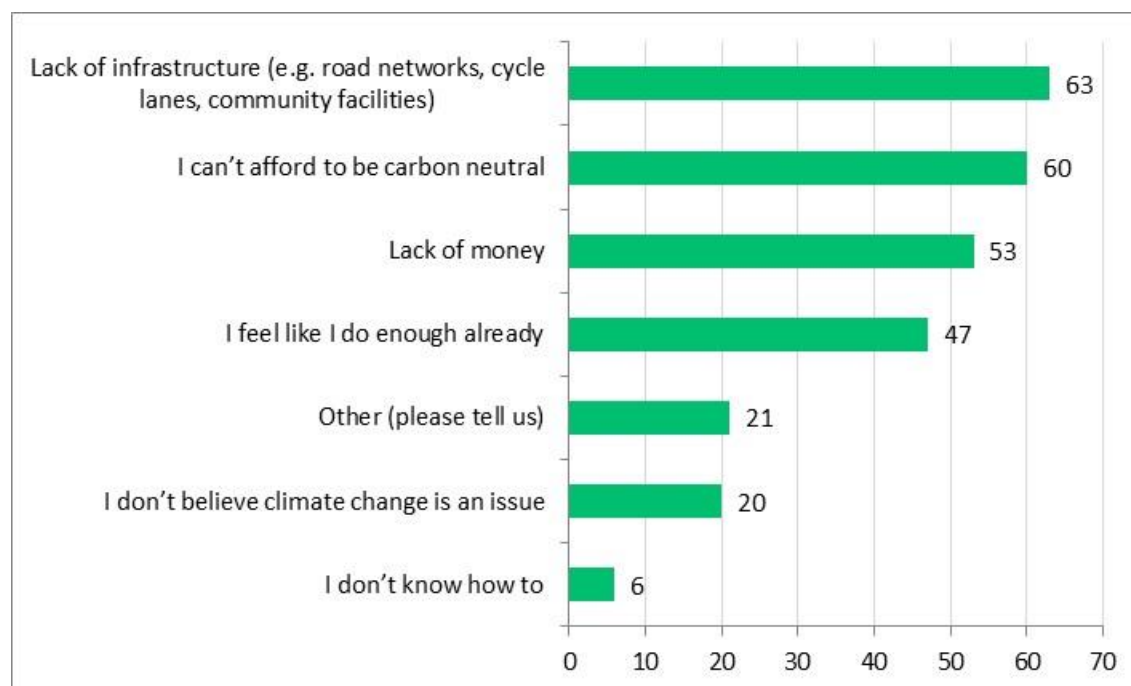
Of the 193 responses, 57 people want provision of allotments to support local food production. The Parish Council is currently in the process of setting up a new allotment facility.

'Other' comments included 'A free swap shop once a month' and 'co-op's reducing their plastic waste'

Q24: What, if anything, is currently stopping you from being more environmentally friendly? (tick any that apply)

Answered: 186

Skipped: 113



Of the 186 responded, 63 said that there was a lack of infrastructure in place which stops them from being more environmentally friendly. This relates to things like road networks, cycle lanes and community facilities. Of the 186 who answered this question 60 people stated 'I can't afford to be carbon neutral' and 53 stated 'Lack of money'. Financial restrictions appear to play a part and links in with the results from Q23 where people asked for guidance on funding to make their homes more energy efficient.

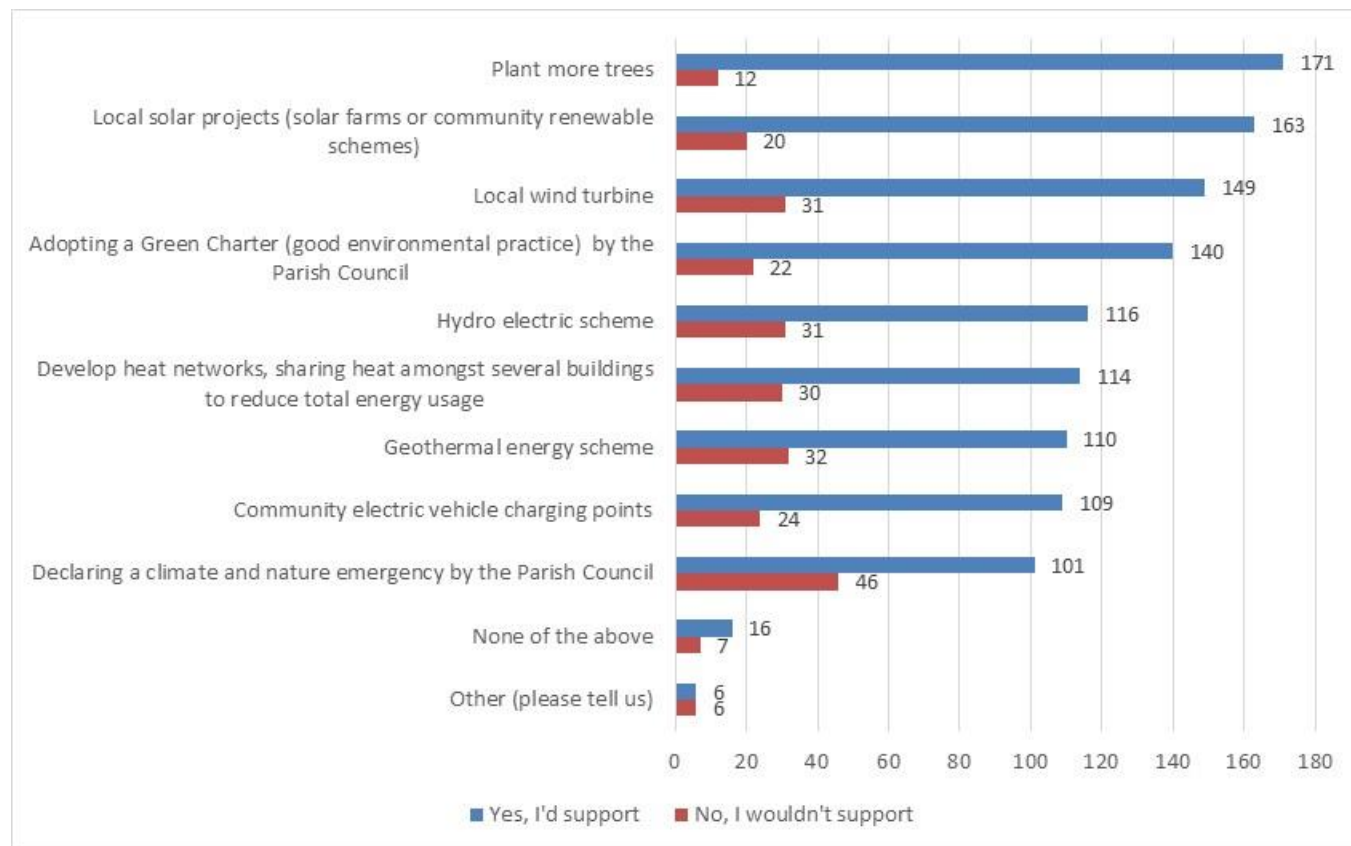
'Other' answers include:

- 'More grants for home insulation, solar energy, heat pumps etc.'
- 'Access to local trusted solar installers',
- 'I use car because of lack of public transport.'
- 'Lack of car charging points',
- 'Old property makes it difficult to make realistic improvements'

Q25: Some of the future climate change actions are likely to involve the parish changing. Would you support the following changes?

Answered: 199

Skipped: 100



199 people answered the question and they could choose more than one answer. The most popular response was to 'plant more trees' with 171 responses. The concept of solar projects and local wind turbines were supported by 163 and 149 people respectively. It was interesting that 140 of those responding would support adopting a green charter (good environmental practice) by the Parish Council and 101 people felt it would be a good idea for the Parish Council to declare a Climate and Nature Emergency.

'Other' comments included

- 'Change the street lighting to all LED'
- 'Community composting scheme rather than the brown wheelie bins for garden waste.'
- 'More protected wildflower meadows that both add to biodiversity and sequester carbon dioxide by means of Environmental Land Management Scheme(s)'

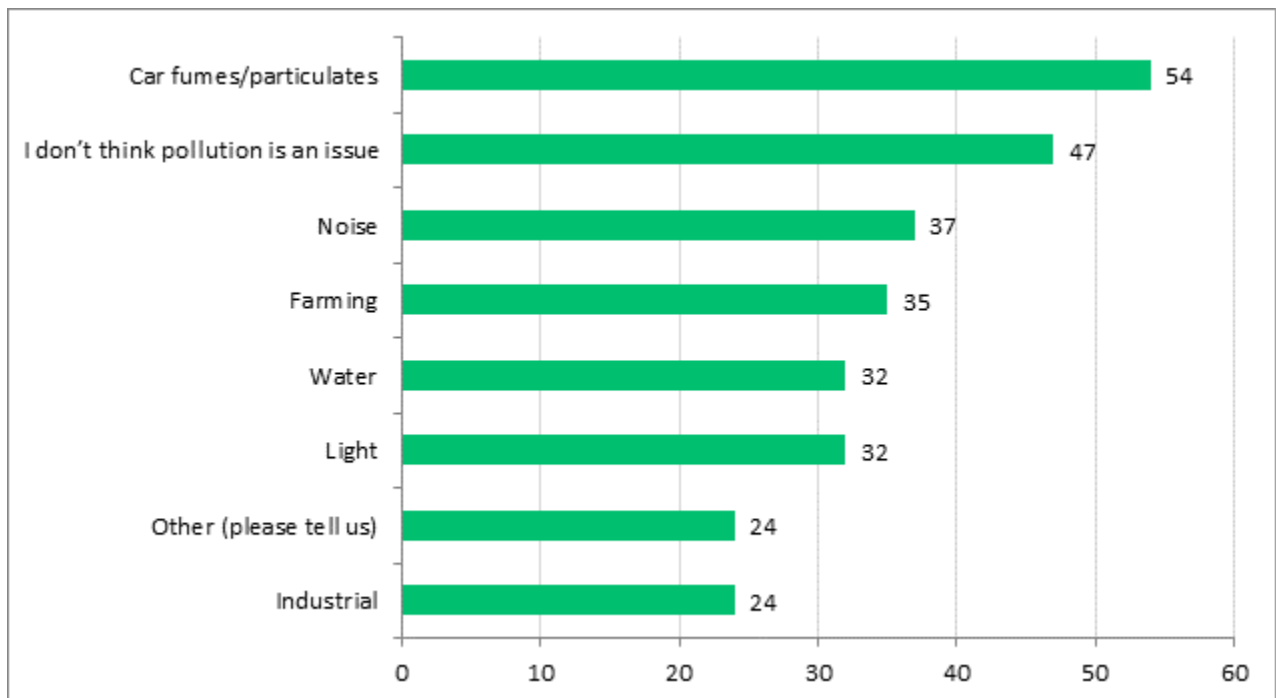
Q26: If you feel that tipping/litter is a problem in the Parish, where does it often happen?

Answered: 89
Skipped: 214

This was an open text question and 89 different answers were provided. There is a general consensus that littering in the village is a problem, with various hot spots identified – namely around the school, the shop and the parks/playfields. Dog fouling is also a concern, with many residents commenting that dog mess on pavements and footpaths is getting worse rather than better, despite efforts to encourage responsible disposal of dog waste via the multiple bins around the Parish.

Q27: If you feel that pollution affects the Parish, what sort of pollution is it?

Answered: 166
Skipped: 133



166 people responded. 54 felt that 'car fumes/particulars' were a problem and 47 felt that 'pollution isn't an issue' and 37 feel noise pollution is an issue.

In the 'other comments

8 people specifically mentioned that the quarries were affecting either air quality or noise pollution:

- 'Quarry noise/detrimental effects on water table'
- 'Air quality due to extended quarrying.'

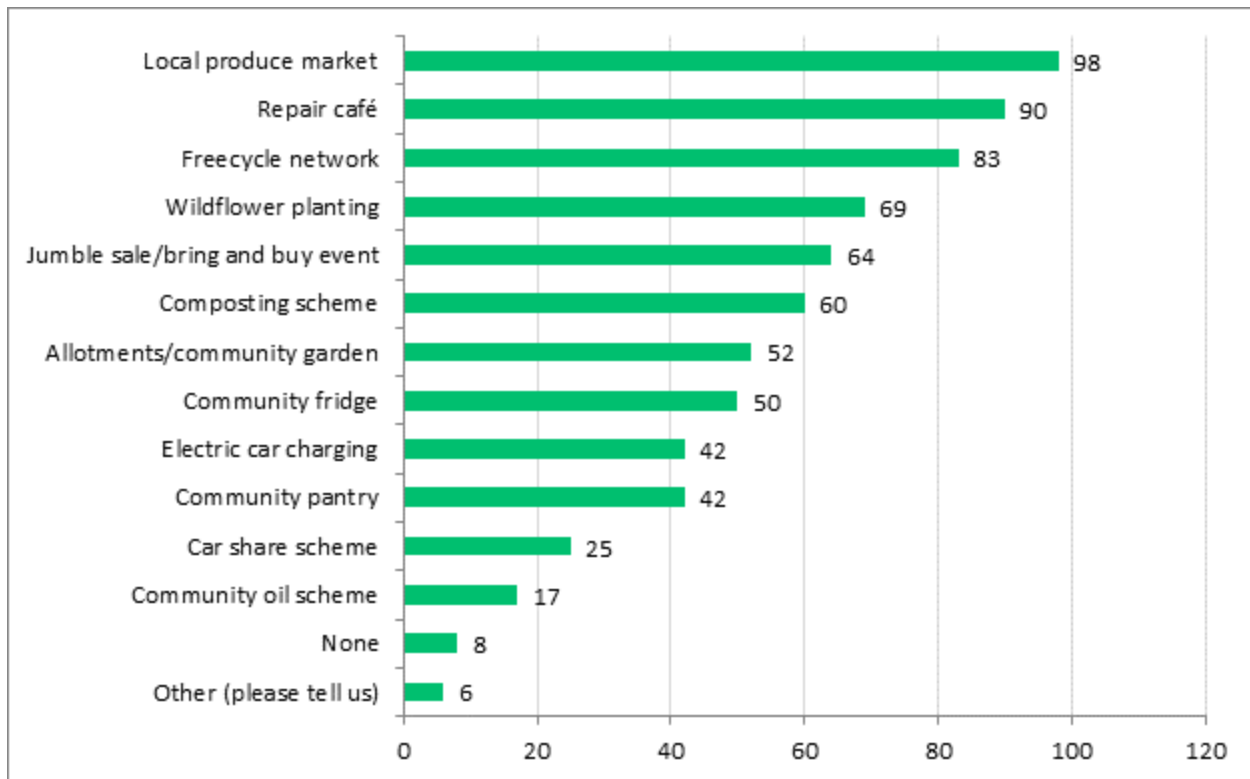
5 people mentioned that chimneys or bonfires were causing pollution

- 'woodburner and bonfire smoke'.

Q28: What services or facilities would you use if these were available in the parish? (tick any that apply)

Answered: 188

Skipped: 111



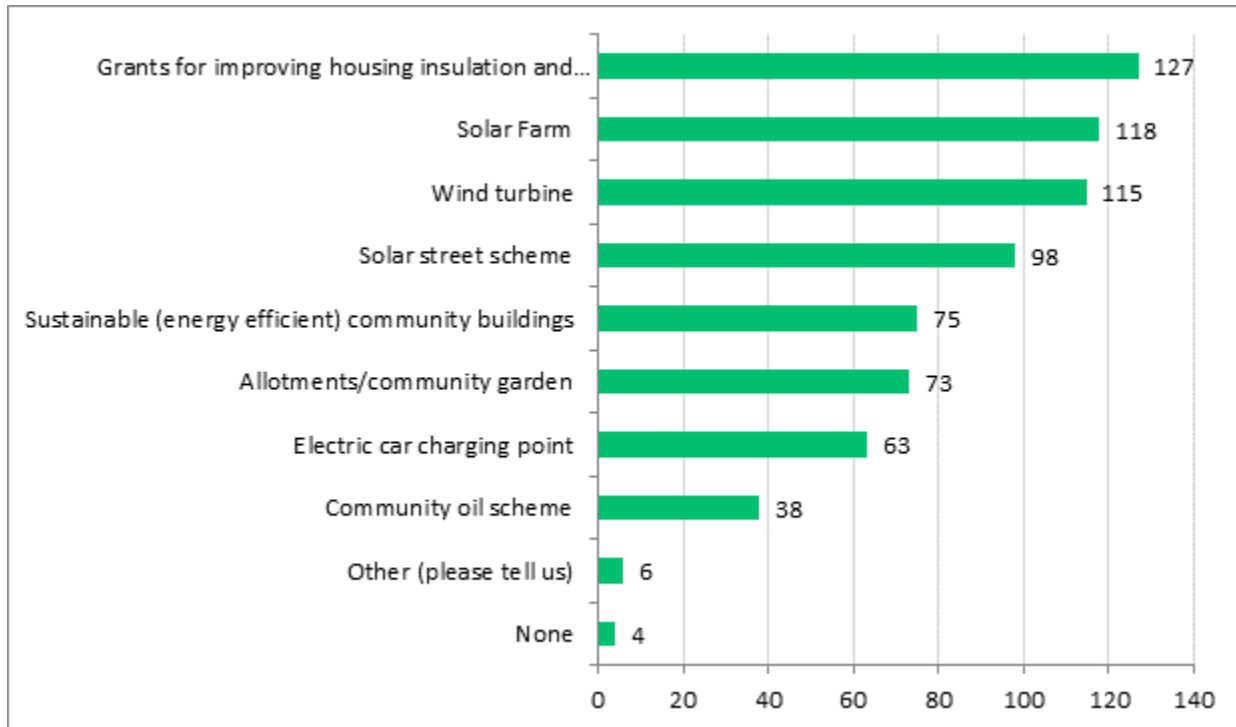
Of the 188 people who answered this question 98 want to see a 'Local produce market', 90 would like to see a 'Repair café' and 83 want to see a 'Freecycle network'. Question 23 highlighted that 59 people supported the idea of allotments which is comparable with the 52 people that said that they would use an allotment if available.

Of the 6 'other' comments three stated 'Recycling centre' and 'Share shop, charity shop' the other three suggested wind farms, allotments and LPG scheme.

Q29: Which initiatives would you support to help Coleford towards becoming carbon neutral? (tick any that apply)

Answered: 185

Skipped: 114



With 185 people asking this question the largest response was for 'Grants for improving housing insulation and heating systems' with 127 ticking this option, the following highest response was for 'Solar Farm' with 118 and then 'Wind Turbine' 116. The answers relate to Q25, showing support for solar schemes and wind turbines. There is a requirement for support in finding such grants and securing funds where appropriate.

The three of the 'Other' responses focused on recycling 'Recycling Centre',



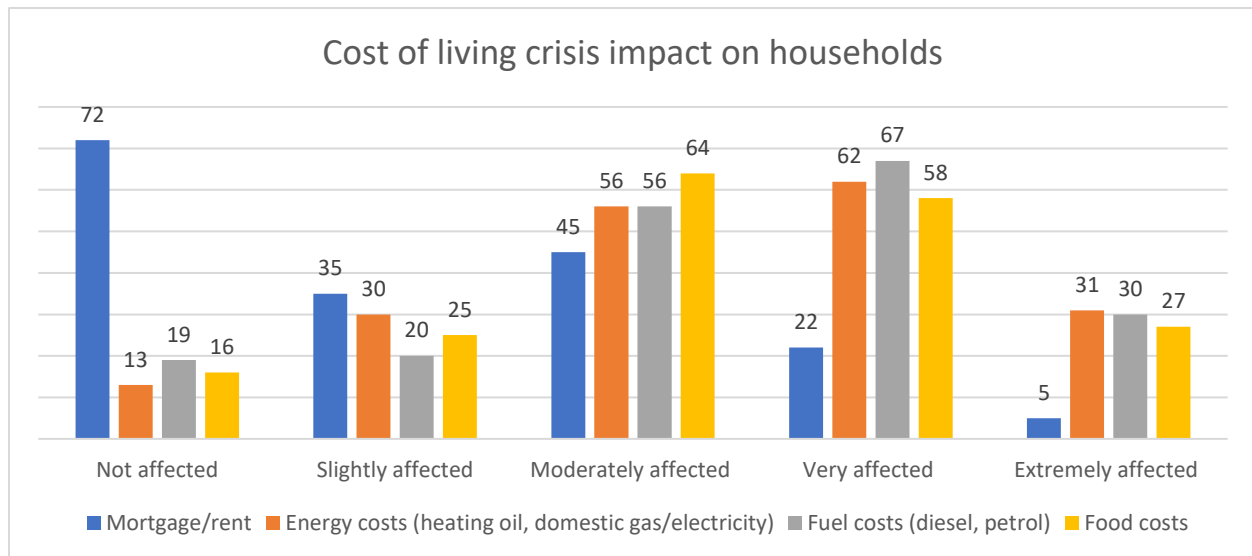
Cost of living crisis

The price of food and fuel and other goods and services are spiraling. We wanted to find out how the Cost of Living Crisis is impacting our community and what services and resources we could put in place to help.

Q30: How is the cost of living crisis affecting your household? (tick any that apply)

Answered: 194

Skipped: 105



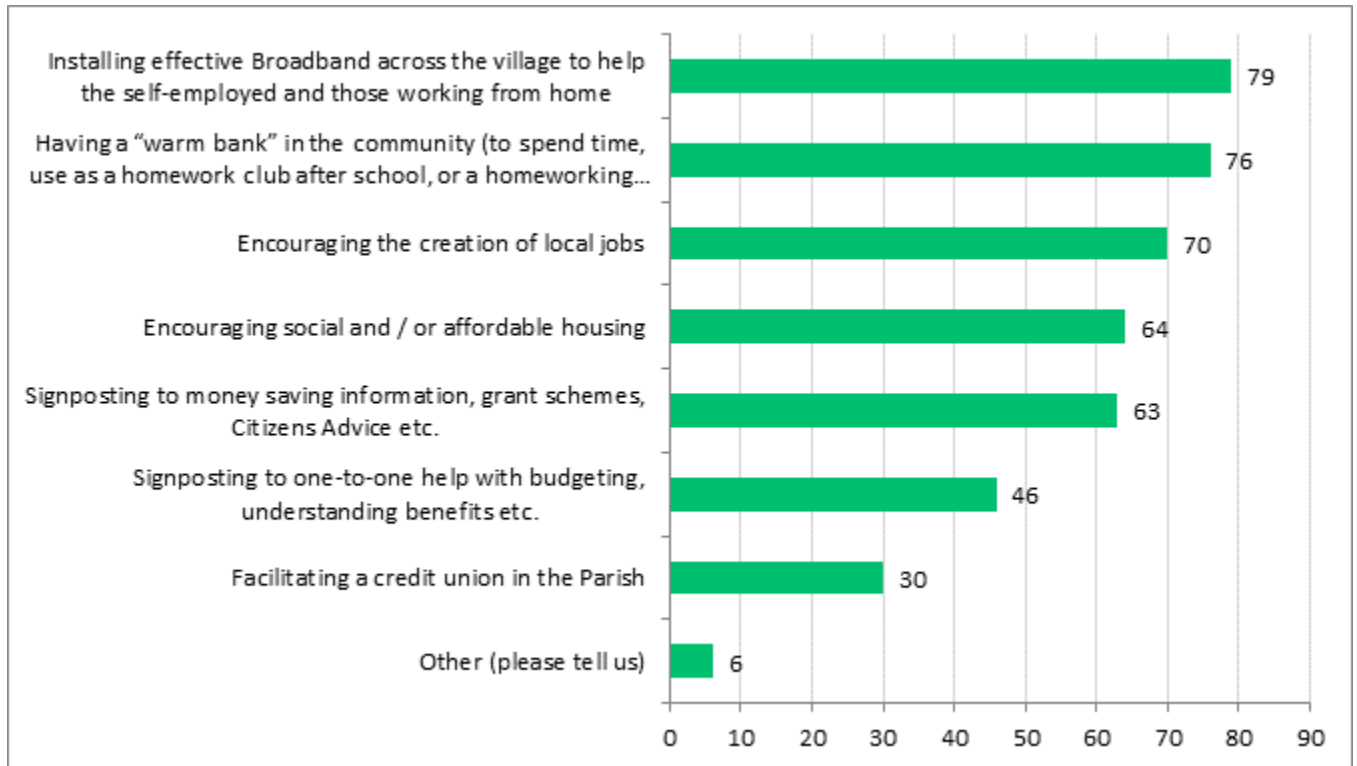
This chart shows that for the people responding, the highest responses had been either 'Moderately effected' (between 56 and 64 responses) or 'very effected' (between 58 and 67 responses) by the current 'energy', 'fuel', and 'food costs' with one exception; that of Mortgage/rent which seems to be least impacted- receiving 72 responses from the 194 people that answered this question. An explanation might be that there are high number of owner/occupiers who are mortgage free, or are on a long-term fixed rate deal, another could be the quantity of social housing in the village.

Comments from the analysis of the 'other' responses note loan and debt cost as well as public transportation cost impacting households.

Q31: How can the parish council help? (tick any that apply)

Answered: 161

Skipped: 139



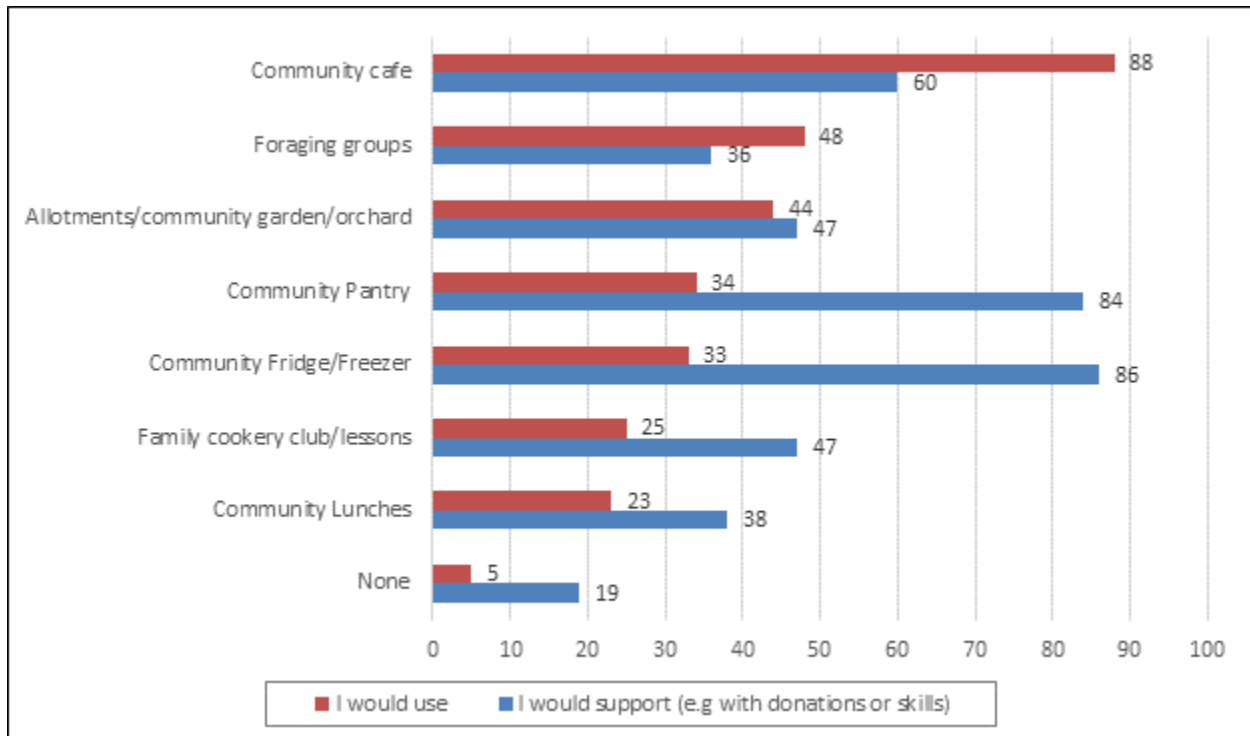
Of the 161 people who answered this question 79 stated that the installation of 'effective broadband' would help. 76 people felt a 'Warm Bank' would help, this is likely due to altered employment patterns post pandemic, and energy costs (heating homes during winter) a concern, and 70 people ticked 'the creation of local jobs'.

Comments from the analysis of the 'other' response suggest 'sustainable transportation scheme', 'new bus' routes that connect outlining communities to nearby towns/cities as well as 'subsidies for social groups and support for local small businesses' and finally 'better mobile phone coverage for the lower part of the village'.

Q32: Which of the following community food projects are you interested in supporting or using? (tick any that apply)

Answered: 183

Skipped: 116



The chart above shows ‘support’ and ‘use’ data. When looking at both sets of data projects like a community café, received the highest number of ‘I would use’ followed by ‘foraging groups’ and ‘allotments/ community garden and orchard’ are closely matched. The ‘Community fridge/freezer’ received the highest number of ‘I would support’ followed by ‘Community pantry’ and then ‘Community café’.

Further comments from the analysis of the ‘other’ responses included ‘Food growing courses or workshops would be great’, ‘A group for people to help each other with preserving food, bottling, canning, dehydrating etc’ and a request for clearer published / regular opening times for the existing Food Bank project. And finally ‘great idea, I would love to help cook with community lunches’.

Whilst the cost of living crisis is an issue very pertinent to when this survey was held (late 2022) it is worth noting that many of the issues raised in this section are of long term concern to many of the residents of Coleford – as a deprived area. Many people living in the parish have long term issues relating to low income, which the actions arising from this section should help with. According to the ‘Communities Indices of Deprivation’ study, in 2019 Coleford was measured to be in the bottom 40% of most deprived areas in the UK. In 2015 Coleford was in the bottom 50% of deprived areas, therefore the indication is that Coleford has higher levels of deprivation.

Summary

There is a theme of main topics which have lots of support within the report: Environmental projects such as insulation for homes, solar projects, protection of nature and green spaces, reduction in litter and air pollution, and provision of EV charging points all have strong support across this survey. Many of these are also linked to help with the cost of living crisis – along with a series of actions relating to food costs and security, such as access to allotments, cookery lessons, foraging courses and a community pantry. It is clear that responders are also keen to have a stronger sense of community in the Parish, with support for groups and activities which bring people together.

There are some highlights which the Parish Council may be able to develop, or are already working on, these including:

- Access to grant funding for insulation/solar power projects
- Improvements to footpaths
- Tree planting
- Allotments
- Litter picking education
- Warm bank
- EV points
- Traffic speed management

The survey also calls for development of some big projects, which could be used as evidence in bids for funding, such as: Community solar project; Community building development and Community wind turbine.

Some of the projects called for within the survey could be developed and led by the wider community (not necessarily the Parish Council). These include:

- 'Shed' facility for meeting and working on practical initiatives
- LGBTQ group
- Gardening club
- Walking club
- Inclusive activities for various groups – teenagers, parents with toddlers, people with disabilities
- Climate Action group

The survey also highlighted a need for much better communication about what is already available in the village, as many responders seemed to be unaware that facilities including the nurse/ pre school, youth club, foodbank and lunch clubs already exist. This need for better communication can be shared with groups and organisations to help them spread the word about the services they offer and to encourage others to get involved.

Finally, the survey shows support for some commercial opportunities which could attract new business opportunities (and employment) to the Parish, and/or could be exploited by existing businesses. The most popular of these would be a café, but also include a veterinary service, a takeaway, a dog exercise field and a regular market for produce and crafts.

Please note that not all suggestions made in the survey are included in the section summaries, or this summary. For a comprehensive view of all the suggestions and actions please see the separate Action Plan document produced by the steering group.

Privacy Statement

Analysis will be conducted by Smart Communities Ltd part of Community Council for Somerset (CCS) Group. Data is captured for legitimate and contractual purposes. Information is collected and analysed in accordance with Smart Communities Ltd role as a Data Controller and Data Processor. Hard copies of consultation surveys are kept for the duration of the consultation period and destroyed after the final report is signed off by the commissioner of the survey.

Coleford Community Plan steering group will enter any paper copies using standard proprietary online survey software and sign a nondisclosure agreement to protect your personal data. Or Coleford Community Plan steering group will not be handling paper surveys these are being entered by an independent data entry service with no direct connections with the community and who will be bound by contract to not disclose any personal details. Once entered all paper copies will be destroyed.

Digital copies are retained for 12 months and deleted after this period. Any personal data that is captured is anonymised with the report and held securely for the purposes of analysis.

No data will be published which can identify an individual without their consent. If you have provided contact details to offer help this data is shared with the Coleford Community Plan steering group. If you have only entered your details to take part in the prize draw and you win, your data is shared with the Coleford Community Plan steering group. If you would like to find out more about how we use your data or want to see a copy of the information about you that we hold, please contact info@somersetcc.org.uk or call 01823 331222. Protecting your Personal Data is important and we fully comply and adhere to the Principles of Data Protection set out in our Data Protection / Privacy Policy visit: ccslovesomerset.org/smart-communities-ltd-policies/

Community Review

Your future plan

Delivered by



smart
communities
part of the CCS group

On behalf of



Supported By
SALC
SOMERSET ASSOCIATION OF LOCAL COUNCILS LTD

Funded by



Somerset
Council